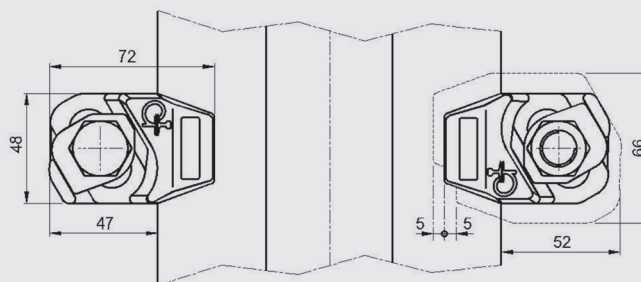
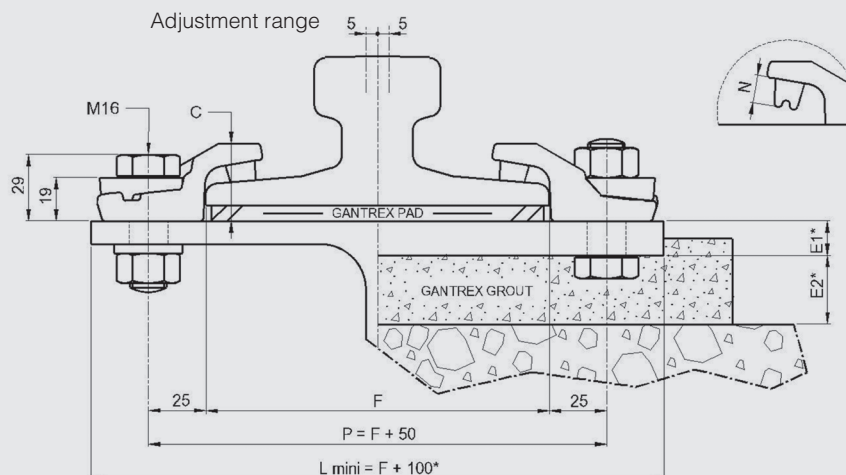


Patent Pending

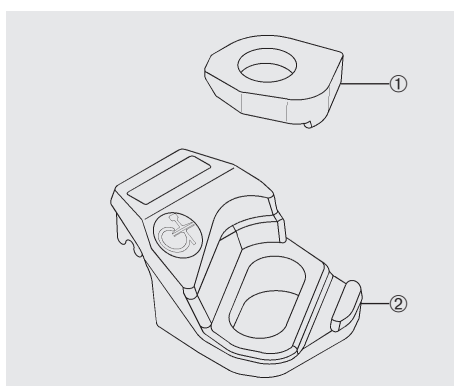
New features :

- "Second wedge design"
- "Glide washer"
- "Grooved upper component"



| CLIPS | C max | Lateral adjustment | Bolt torque (Nm) | | Estimated weight |
|--|-------|--------------------|------------------|--------|------------------|
| | | | Bolt grade | | |
| | mm | mm | 8.8 | 10.9 | kg |
| Bg10/AN | 27 | 10 | 200 Nm | 300 Nm | 0.255 |
| Bg10/BN | 34 | 10 | | | 0.260 |
| Maximum resistance to lateral forces (*) | | | 35 kN | 50 kN | |

N: nose height, not compressed, adapted to the rail type (see table overleaf).
 (*) Contact GANTREX for application conditions.



| Full designation | |
|-----------------------------------|--------|
| Bg10/AN or Bg10/BN | |
| Components | |
| ① 1 x Bg10/R | WASHER |
| ② 1 x Bg10/27N or 1 x Bg10/34N | CLIP |

Notes overleaf

- Clip Specification
- Clip Selection Table
Upper component and nose height (N) according to rail type and foot size (F).
- Components Materials
- Installation Instructions

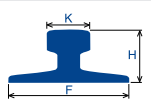
CLIP SPECIFICATION

The RailLok™ clips are specifically engineered to facilitate correct mounting of crane rails:

- **NEW DESIGN** incorporating **Second Wedge** feature to ensure tight and full contact with the rail foot.
- Fool-proof glide washer and **grooved upper component** to make proper installation easier.
- Tightening by **impact wrench** for faster installation process.
- Lateral adjustment for better rail installation and alignment.

Once correctly installed, the clips are self-locking and self-tightening.

CLIP SELECTION FOR EACH RAIL

|  | F mm | K mm | H mm | Weight kg/m | Mounting | |
|---|---------|---------|---------|----------------|----------------------|----------------------|
| | | | | | with | without |
| | | | | | 7 mm RailLok™ pad | |
| A45 | 125.0 | 45.0 | 55.0 | 22.10 | B _G 10/BJ | B _G 10/AJ |
| A55 | 150.0 | 55.0 | 65.0 | 31.80 | B _G 10/BJ | B _G 10/AJ |
| A65 | 175.0 | 65.0 | 75.0 | 43.10 | B _G 10/BI | B _G 10/AI |
| A75 | 200.0 | 75.0 | 85.0 | 56.20 | B _G 10/BI | B _G 10/AI |
| ASCE40 | 88.9 | 47.6 | 88.9 | 19.84 | B _G 10/BJ | B _G 10/AJ |
| ASCE60 | 108.0 | 60.3 | 108.0 | 30.03 | B _G 10/BJ | B _G 10/AJ |
| ASCE80 (GX 40) | 127.0 | 63.5 | 127.0 | 39.80 | B _G 10/BI | B _G 10/AI |
| ASCE85 (GX 42) | 131.8 | 65.1 | 131.8 | 42.16 | B _G 10/BJ | B _G 10/AJ |
| MRS52 (105 CR) | 131.8 | 65.1 | 131.8 | 52.09 | B _G 10/BI | B _G 10/AI |
| P43 | 114.0 | 70.0 | 140.0 | 44.65 | B _G 10/BI | B _G 10/AI |
| QU80 | 130.0 | 80.0 | 130.0 | 63.70 | B _G 10/BI | B _G 10/AI |
| S20 | 82.0 | 44.0 | 100.0 | 19.80 | B _G 10/BJ | B _G 10/AJ |
| S30 | 108.0 | 60.3 | 108.0 | 30.03 | B _G 10/BJ | B _G 10/AJ |
| S41/10 | 125.0 | 67.0 | 138.0 | 41.38 | B _G 10/BJ | B _G 10/AJ |
| S49 | 125.0 | 67.0 | 149.0 | 49.43 | B _G 10/BI | B _G 10/AI |
| UIC 54 | 140.0 | 70.0 | 159.0 | 54.43 | B _G 10/BI | B _G 10/AI |
| UIC 60 | 150.0 | 72.0 | 172.0 | 60.34 | B _G 10/BI | B _G 10/AI |

Contact GANTREX for rail sizes not shown above and for help selecting rail pads.

COMPONENTS MATERIALS

The RailLok™ B_G10 is standard with hot dip galvanized ductile cast iron components and vulcanize-bonded rubber nose.
Contact GANTREX for other options.

INSTALLATION INSTRUCTIONS

Make sure to choose the adequate bolt grade to achieve the clip side load resistance : grade 8.8 for 35 kN and 10.9 for 50 kN.

The main component is first positioned on the bolt against the rail and the special washer is then positioned on the main component with its heel into the slot of the clip. The nut is hand tightened. Once the main component is in position, use an electrical or pneumatic wrench to torque the nut.

For most applications, use bolts complying with ISO 4014 (DIN 931) or ISO 4017 (DIN 933) and the corresponding nuts and washers.

For full instructions on the use of RailLok™ bolttable clips, refer to the data sheet "Installation Instructions".

Do not apply protective coating on the contact surface between components and support unless accepted by GANTREX. Do not use solvents as they may seriously damage the rubber nose.

We reserve the right to discontinue or change specifications or design at any time without prior notice and without incurring any obligation whatsoever.

06/2016 Rev.0